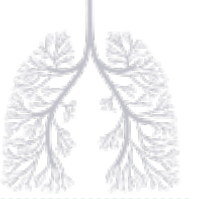




A Rare Disease Company with a Focus on Patients with Fibrotic Lung Disease

August 2021



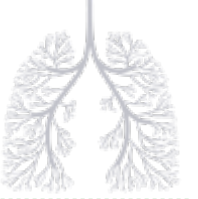


Forward looking statement

This presentation may contain certain forward-looking statements and forecasts based on uncertainty, since they relate to events and depend on circumstances that will occur in the future and which, by their nature, will have an impact on Vicore Pharma’s business, financial condition and results of operations. The terms “anticipates”, “assumes”, “believes”, “can”, “could”, “estimates”, “expects”, “forecasts”, “intends”, “may”, “might”, “plans”, “should”, “projects”, “will”, “would” or, in each case, their negative, or other variations or comparable terminology are used to identify forward-looking statement.

There are a number of factors that could cause actual results and developments to differ materially from those expressed or implied in a forward-looking statement or affect the extent to which a particular projection is realized. Factors that could cause these differences include, but are not limited to, implementation of Vicore Pharma’s strategy and its ability to further grow, risks associated with the development and/or approval of Vicore Pharma’s products candidates, ongoing clinical trials and expected trial results, the ability to commercialize C21, technology changes and new products in Vicore Pharma’s potential market and industry, the ability to develop new products and enhance existing products, the impact of competition, changes in general economy and industry conditions and legislative, regulatory and political factors.

No assurance can be given that such expectations will prove to have been correct. Vicore Pharma disclaims any obligation to update or revise any forward-looking statements, whether as a result of new information, future events or otherwise.



Investor highlights



IPF

- C21 - A first-in-class orally administered angiotensin II type 2 receptor (AT2R) agonist
- IPF: Phase II FPI Q4 2020; Topline data Q4 2022; EU and US Orphan Drug Designation
- VP04 - prescription digital therapeutic for mental health in IPF; Clinical trial planned for 2022



IPF Cough

- VP02 - Inhaled Thalidomide in IPF Cough; Phase I during 2022



COVID-19

- C21 - Phase III COVID-19 program; IND approved by FDA June 2021; Topline data H1 2022
- Phase II (randomized, double-blind, placebo-controlled) complete – strong clinical efficacy signals
- First clinical validation of AT2R/C21



New AT2R agonists

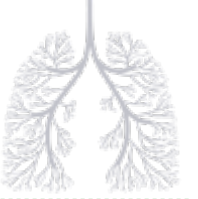
- Unique chemistry coverage
- Potential ownership of broad respiratory space and beyond (e.g. cardio-renal)
- Phase I CTA year-end 2021



Strong cash position

- Runway to progress focused pipeline of clinical and preclinical assets up until 2H 2023
- Market Cap \$170 M; Cash = \$70 M
- Shareholders include HBM Healthcare, HealthCap, Invus

Management team & board



CARL-JOHAN DALSGAARD, MD, PhD
CHIEF EXECUTIVE OFFICER

Ex AstraZeneca R&D: Head of Therapy Area Pain Control, 10 years senior management.
HealthCap: 19 years Venture Partner.



ELIN ROSENDAHL, MSc Pharm
VP CLINICAL DEVELOPMENT

More than 20 years of global biopharmaceutical development programs at Pharmacia and SOBI. Solid experience of managing all clinical phases.



ROHIT BATTA, MBBS, MRCGP, MFPM
CHIEF MEDICAL OFFICER

MD with extensive industry experience in Rare Diseases. Ex-GSK: Led the global medical and clinical development of the world's first paediatric gene therapy.



NINA CARLÈN
CHIEF ADMINISTRATIVE OFFICER

More than 20 years of marketing and communications. Responsible for HR and company administration.



HANS JEPSSON, PhD
CHIEF FINANCIAL OFFICER

Cross-disciplinary background in finance and medicine. Ex Danske Bank: Equity analyst. Professor in Finance, University of Gothenburg.



JOHANNA GRÄNS, PhD
HEAD OF PRECLINICAL DEVELOPMENT

Extensive experience in preclinical R&D. Project management and regulatory affairs. Research experience in drug metabolism.



JOHAN RAUD, MD, PhD
CHIEF SCIENTIFIC OFFICER

Ex AstraZeneca: Director Inflammation research. 25 years of experience in drug development.



JESSICA SHULL, PhD
HEAD OF DIGITAL THERAPEUTICS

More than 20 years of experience in the development and adoption of digital healthcare technologies.

MICHAEL WOLFF JENSEN, CHAIR

Chief legal officer at Ascendis Pharma, 20 years of strategic leadership in Pharma/Biotech

HANS SCHIKAN

25 years management experience in global pharmaceuticals (e.g. CEO of Prosensa). Extensive board work in listed life science companies (e.g. Hansa Biopharma, SOBI and Pharvaris)

JACOB GUNTERBERG

Partner at HealthCap. Experienced venture capitalist and life science sector financier.

HEIDI HUNTER

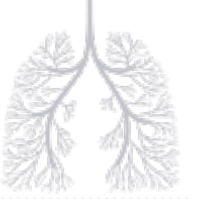
President Cardinal Health Specialty Solutions. 25 years in senior pharmaceutical development and commercialization positions.

SARA MALCUS

10 years experience in operational management and board work at AstraZeneca and GU Ventures.

MAARTEN KRAAN

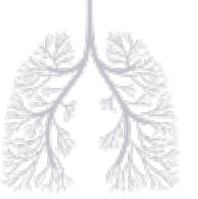
Extensive experience in biomedicine, managerial roles at AstraZeneca.



Pipeline

Program	Indication	Preclinical	Phase I	Phase II	Phase III	Next event
VP01 (C21)	Idiopathic Pulmonary Fibrosis (IPF)					Reduced TGF upregulation in IPF lung slices Enrolment started Q4 2020; Topline data Q4 2022
	COVID-19					Significantly reduced risk for the need of oxygen, fewer deaths, less mechanical ventilation Phase III (pivotal) preparations; FDA approval of IND in June 2021
VP02 (thalidomide)	IPF and IPF cough					Preclinical Phase I during 2022
VP03 (new AT2R agonists)	Multiple indications					Preclinical CTA estimated end of 2021

DTx Program	Indication	Technical Development	Clinical trial	Regulatory approval	Launch
VP04 (DTx)	Cognitive Behavioural Therapy (CBT) for IPF				Clinical trial 2022



Idiopathic pulmonary fibrosis

Rapid decline, short trajectory disease, therapies rarely improve disease or quality of life*



Prevalence

- 250,000 in US and EU (predominantly male)
- Cause unknown
- Risk factors: Age, smoking, genetics**

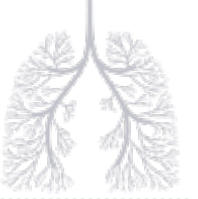
Progressive

- 3-5 years life expectancy
- Loss of lung function
- Pulmonary hypertension
- Cardiac failure

Disease burden

- Severe, persistent, debilitating dry cough
- Unremitting shortness of breath
- Pronounced fatigue
- Chest and lungs 'on fire'
- 'Rib cramping', upper back pain
- Psychological: powerlessness, frustration, palliative care
- Side effects of current treatments

*<https://thorax.bmj.com/content/68/9/867>; ** *Pulmon. Med.* 2012; 2012: 808260.



Pulmonary fibrosis market dynamics

Approved drugs

- \$3.6 billion combined global sales 2020 (estimated); 75% in US*
- \$5.2 billion - Market projection IPF 2027**
- Market is fluid: Esbriet – Ofev switch; potential expansion to unclassified ILD

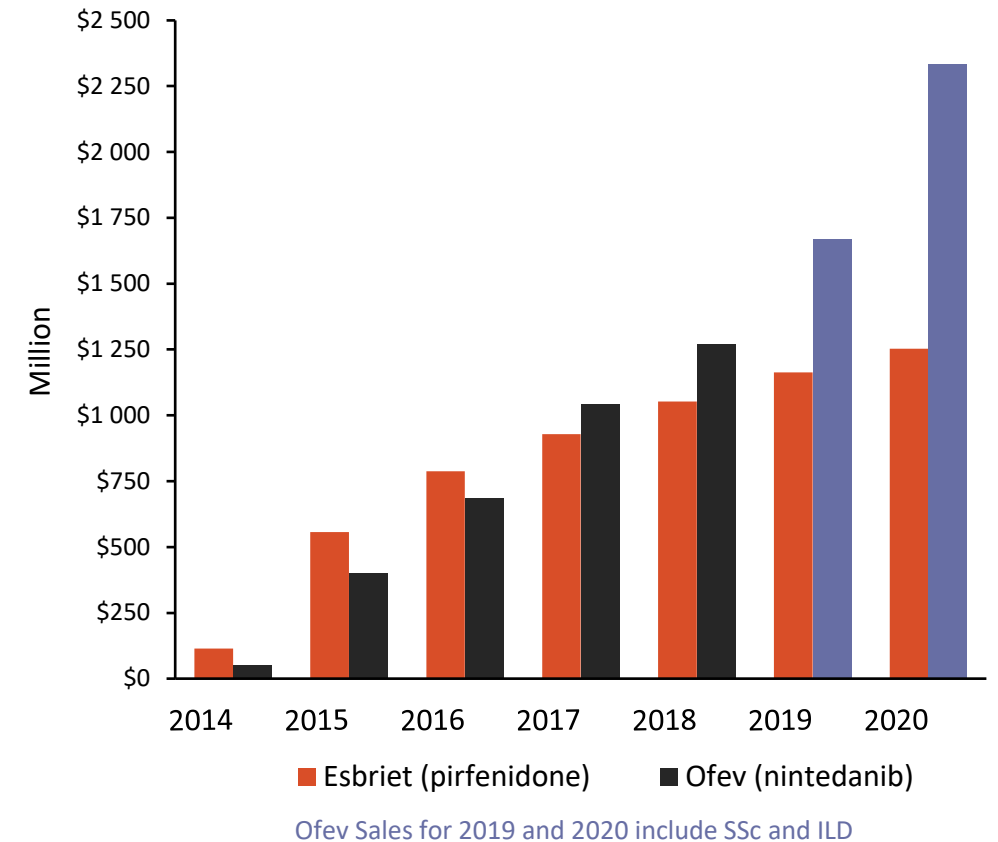
Unmet need

- Approved IPF drugs highly unsatisfactory
 - Reduce speed of functional loss
 - GI and other side-effects
 - 40% of US IPF patients not on approved drugs; 11% discontinued***
- Most pipeline drugs target unknown or broad mechanism (toxicity/side-effects likely)
- No approved drugs for IDL/IPF cough
- IPF undiagnosed post-symptoms for 23 months on average

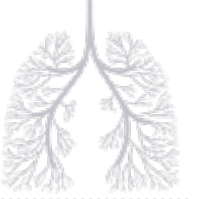
Opportunity for market leadership

- As effective as SoC, less toxic
- More effective than SoC, less toxic
- Defined MoA
- Targets fibrosis and vasculopathy/pulmonary hypertension

Global IPF sales by brand*



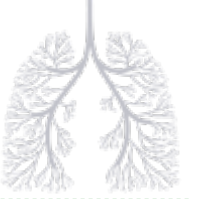
*Roche/BI reports; **iHealthcareAnalyst.com ; ***Pulmonary Fibrosis Foundation, Respiratory Research 21, Article number: 48 (2020)



Positioning C21 in IPF treatment landscape

Drug	Status in IPF	Mechanism	Target distribution	Comments	Treatment Line
C21	Phase II	AT2R agonist	Lung (AEC2 cells)		First Line
Pirfenidone	Approved	Unknown MoA, anti-fibrotic, anti-inflammatory activity	Unknown	Compliance issues	Current First Line (SoC)
Nintedanib	Approved	Tyrosine kinase inhibitor	Broad	Compliance issues	Current First Line (SoC)
RG 6354 (PRM-151)	Phase III	Antifibrotic, attenuates monocyte differentiation			Second Line (Add-on to SoC)
GB0139	Phase IIb	Anti-inflammatory	Mainly epithelial and myeloid cells*	High dose and combinations discontinued	Second Line
Pamrevlumab	Phase III	Anti-connective tissue growth factor	Blood vessel, lung, heart, GI, liver	27% SAE rate	Third Line (Failure of SoC)
GLPG1690	Phase III	Autotaxin inhibitor	Broad - Kidney, liver, lung, heart, GI, brain	Trial discontinued (tox)	Discontinued

C21 – Multi-disease angiotensin-2 receptor agonist



Clinical programs



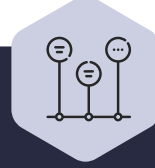
COVID-19 - Phase III (pivotal):
600 patients, RCT

-FDA approved IND in June
2021

IPF - Phase II PoC: 60 patients,
single-arm, 9-month study

-Recruitment started Q4 2020
-US and EU Orphan Drug
designations in IPF

Milestones



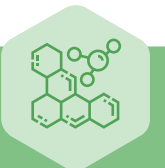
Oral, immediate-release dry
capsule available

Phase I; well-tolerated at doses
up to 100 mg bid, no GI
intolerability

Phase II COVID-19; well-tolerated
and reduced risk for oxygen
supplementation

Phase IIa RP-SSc; increased
peripheral vasodilation

Molecular profile

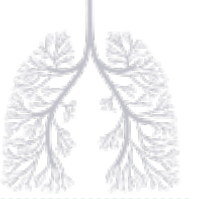


First-in-class angiotensin II type 2
receptor (AT2R) agonist

Potent and highly selective -
>5,000x differential affinity AT2R
versus AT1R

Reduces TGF β 1 in human IPF tissue

Reduces vasculopathy in
pulmonary hypertension-model



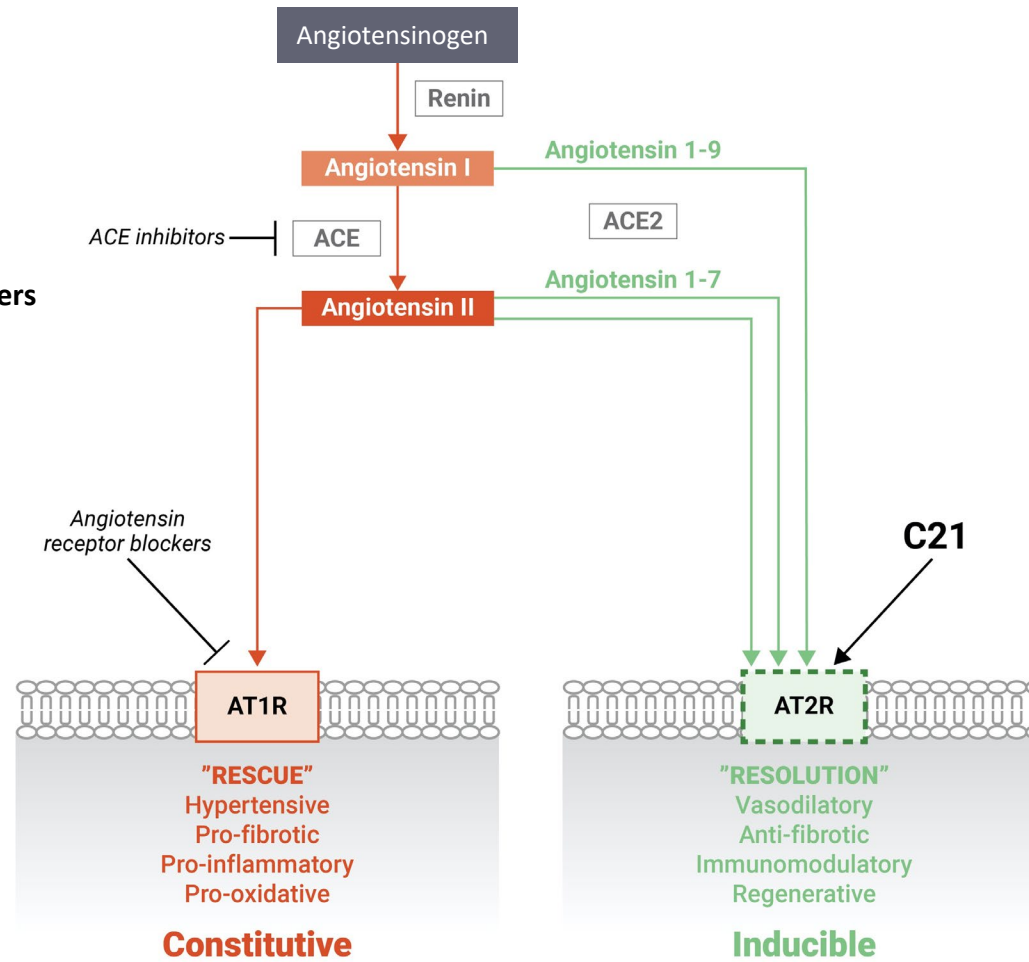
The Renin-Angiotensin-System (RAS)

Approved ACE inhibitors

- Lisinopril
- Enalapril
- Benazepril

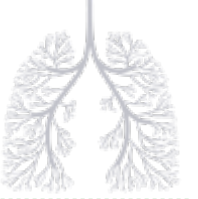
Approved angiotensin receptor 1 blockers

- Losartan
- Valsartan
- Telmisartan



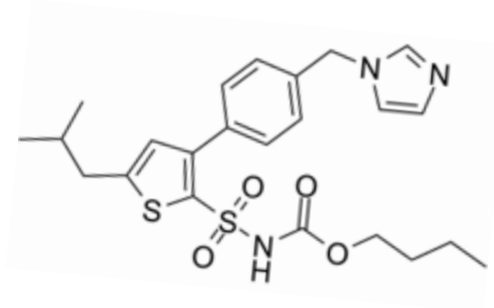
ACE: Angiotensin Converting Enzyme

AT2R – "A druggable system with untapped potential"

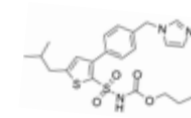


AT2R (C21 target) expressed exclusively on type 2 alveolar cells

1 Structure of C21

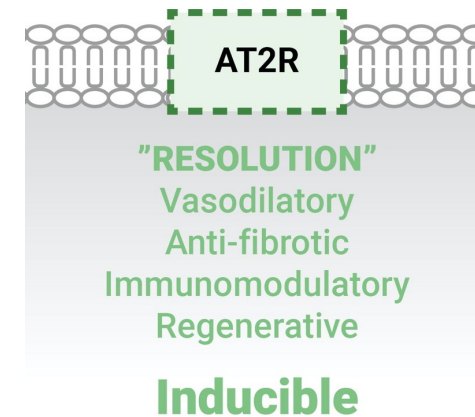
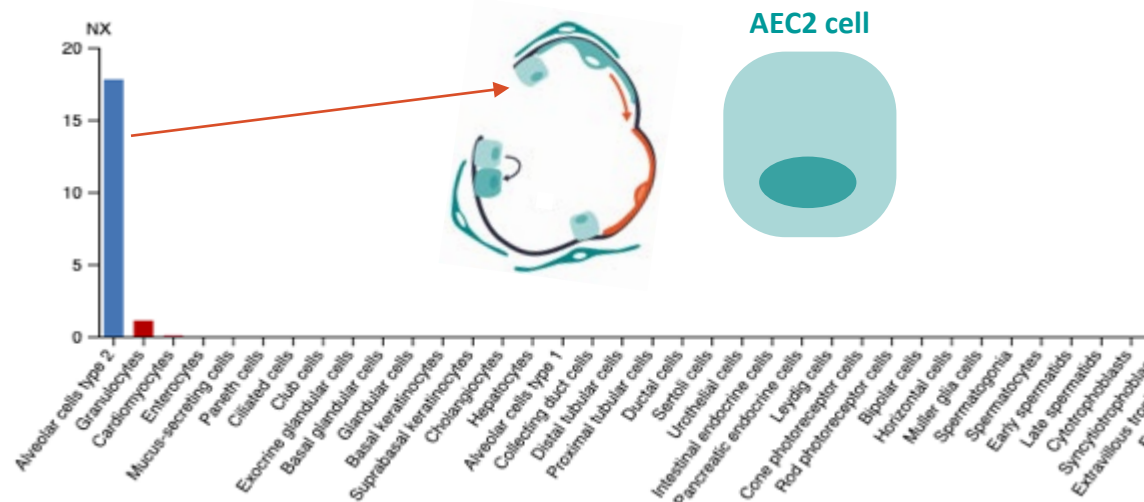


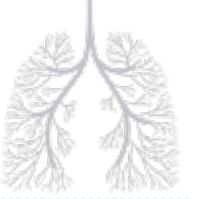
2 C21 binds very selectively to angiotensin AT2 receptor (AT2R)



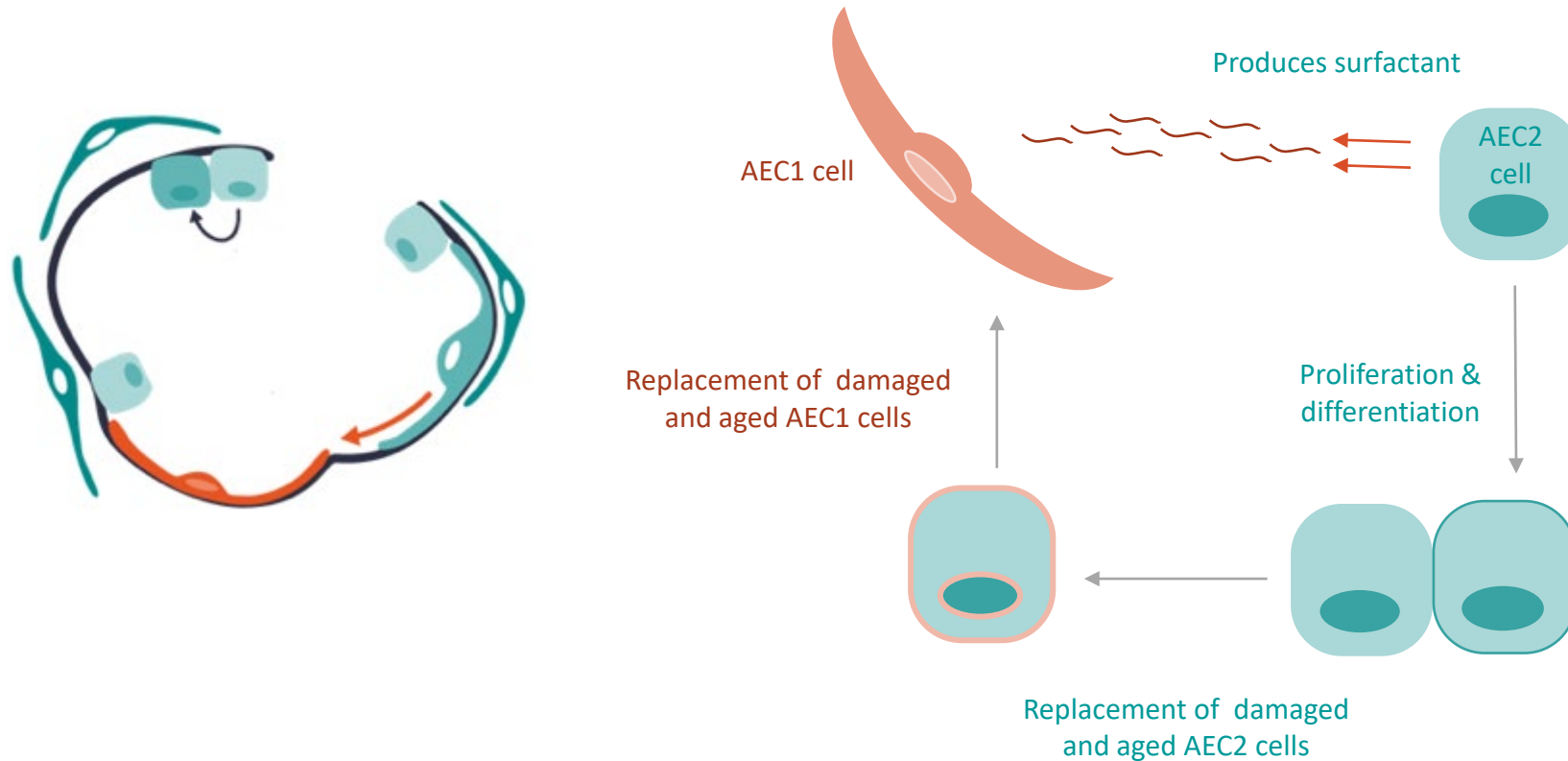
>5,000x
selective
vs AT1R

3 AT2R expressed exclusively on Type 2 alveolar epithelial cells (AEC2), a progenitor cell in lung





What the AEC2 cell (expresses C21 target) does

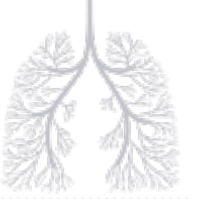


Expresses virtually all AT2R target in the lung

Dysfunctional AEC2 cells contribute to fibrosis



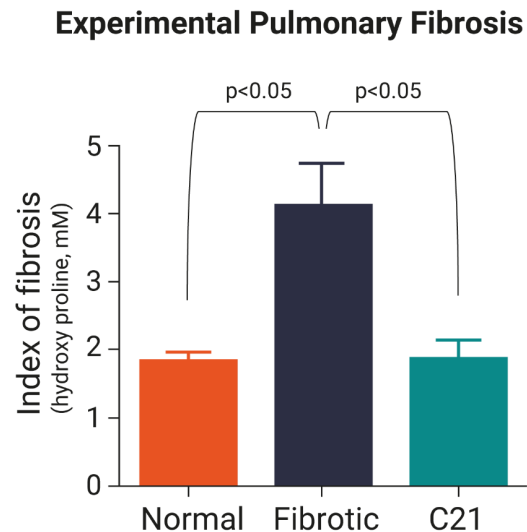
Fibrosis



C21 activity in preclinical studies

Title	Organ	Source title	Researchers	Year
Reduces cardiopulmonary fibrosis and pulmonary hypertension	Lung	British J. Pharmacology	U Florida, LSU, Maastricht U, U Southern Denmark	2015
Reduces pulmonary fibrosis and pulmonary hypertension	Lung	Frontiers in Physiology	U Florida, UCSD, Maastricht U, U Southern Denmark	2018
Protects against cigarette smoke-induced COPD	Lung	Pharmacological Reports	National U Singapore	2020
Reduces post-ischemic cardiac remodeling and heart failure	Heart	Hypertension	Charité Berlin, Uppsala U, Sahlgrenska U, Maastricht U, U S. Denmark	2014
Prevents diabetic nephropathy	Kidney	Am J Physiol	U Milano, Sapienza U, Maastricht U, U Southern Denmark	2014
Prevents aortic aneurism progression	Heart	Hypertension	Charité Berlin, Maastricht U, DZHK Germany	2018
Improves survival and movement post-stroke	Circulation	Int J of Molecular Sciences	U Georgia	2021
100+ preclinical publications on efficacy of C21			

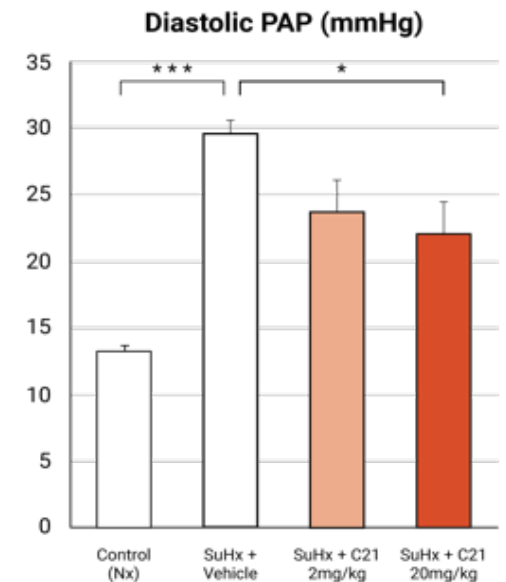
C21 protects against experimental pulmonary fibrosis



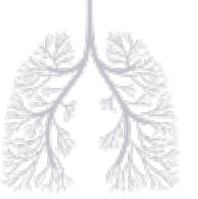
Adapted from Rathinasabapathy et al. 2018

C21 reduces experimental pulmonary hypertension at relevant concentrations

Equivalent to 50mg dose in humans

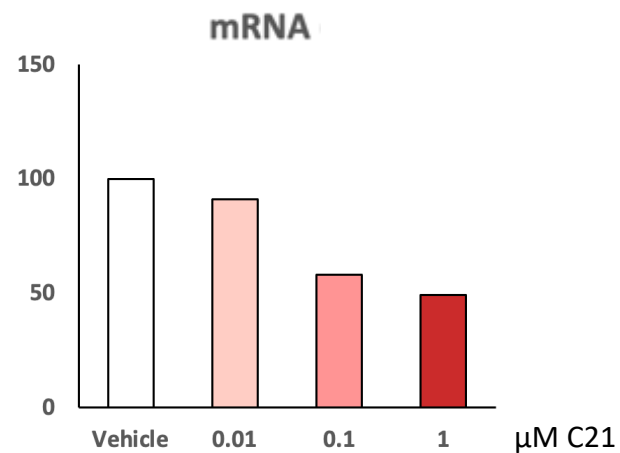
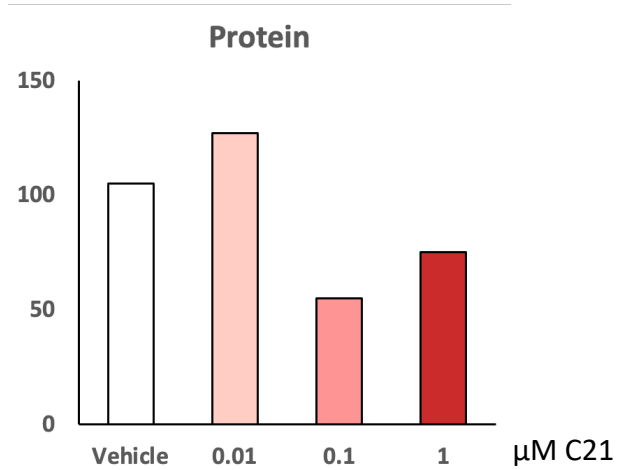


Vicore Pharma, data on file

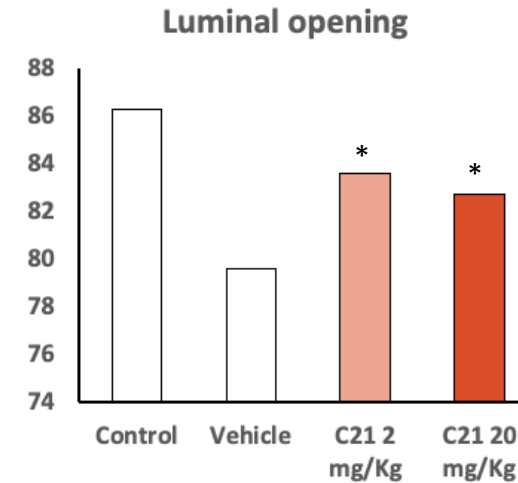


C21 in IPF – preclinical evidence

Reduces TGFβ1 in human IPF lung (clinically relevant exposure)



Reduces pulmonary vessel obliteration

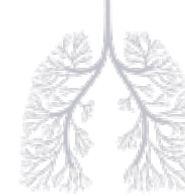


Gold standard rat model for pulmonary hypertension (Sugen-hypoxia)

Preclinical profile

- 3 –month toxicology in rat, dog and non-human primate
- Reduces vascular remodeling
- Reduces pulmonary artery pressure
- Improves cardiac function

C21 – Clinical evidence for first line treatment in IPF



01

Well-tolerated in 3 phase I studies up to 100 mg bid – no GI intolerabilities

02

Oral administration results in rapid absorption and adequate exposure

03

Dual vascular and anti-fibrotic potential benefits – unique profile in IPF

04

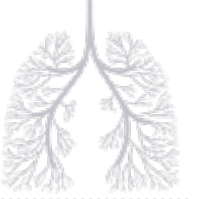
Clinical Proof of Concept in COVID-19; effect on lung function on top of SoC

05

Well-tolerated in vulnerable patients

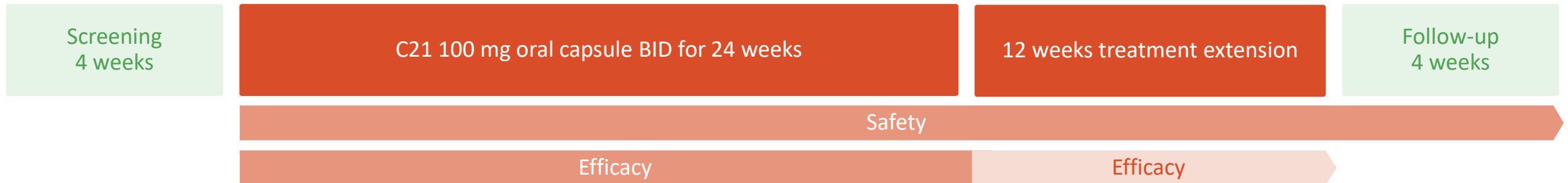
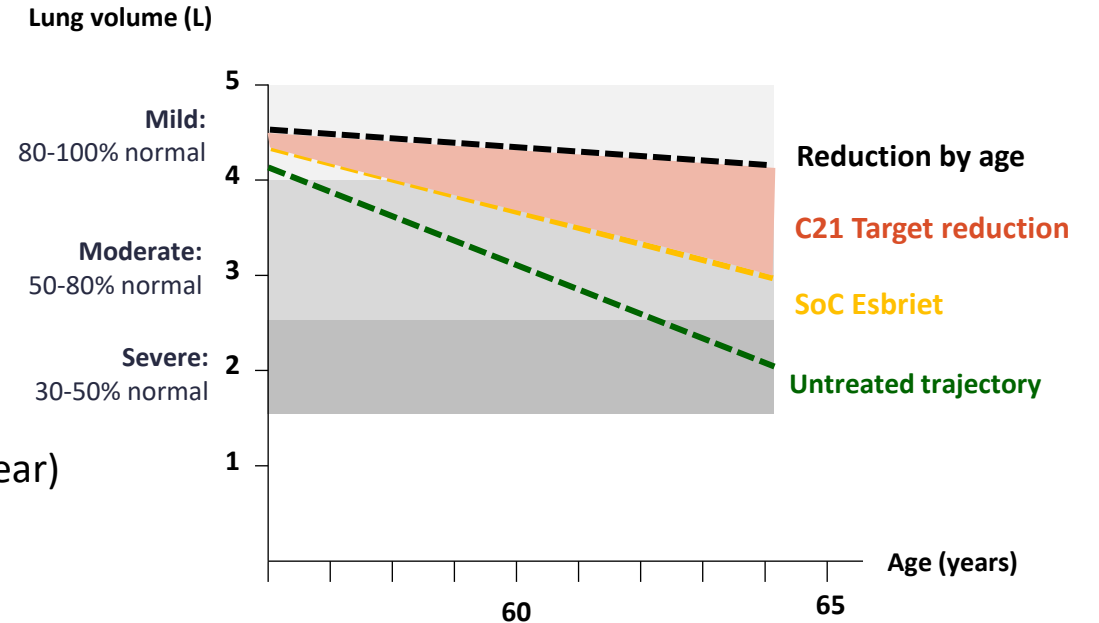
06

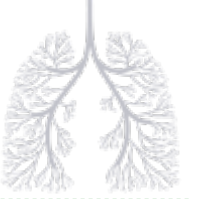
Clinical Proof of Principle in RP SSc; dilatation of resistance vessels



C21 – Phase II AIR trial in IPF

- Multicenter, open-label, single-arm trial
- 60 subjects with IPF (diagnosis excludes emphysema, COPD etc)
- Topline data Q4 2022
- 9 months study (recruitment started Q4 2020)
- Primary endpoint - change in FVC (lung function) from baseline
- Untreated IPF patients have a well-documented linear decline (250 ml/year)
- Powered to show an effect similar or better than SoC



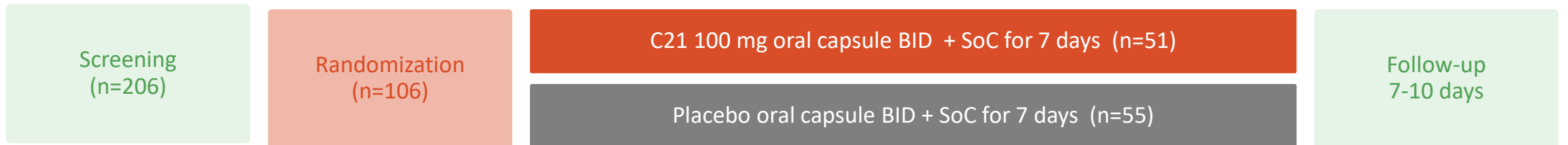


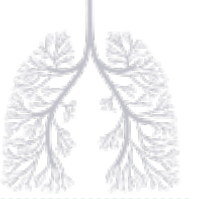
C21 - Phase II ATTRACT trial in COVID-19

- Multicenter, randomized, double-blind, placebo-controlled
- 106 patients hospitalized with COVID-19 (C21 n=51; Placebo n=55)
 - Acute respiratory infection
 - C-reactive protein at admission (50-150mg/l)
- Disease progression
 - C-reactive protein, disease severity, clinical outcome based on need for oxygen
- Safety and biomarkers

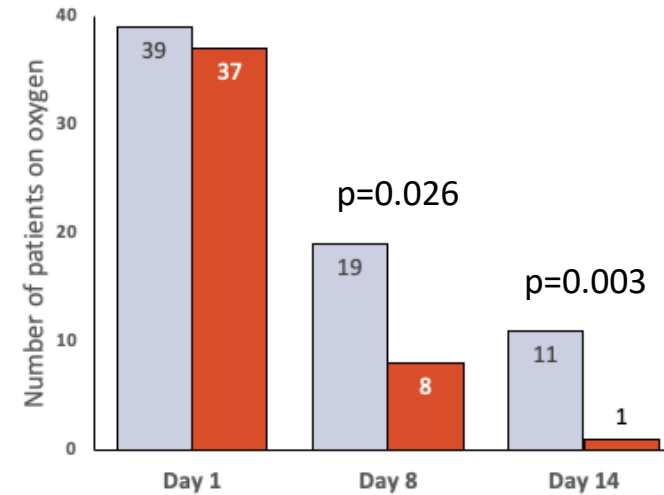
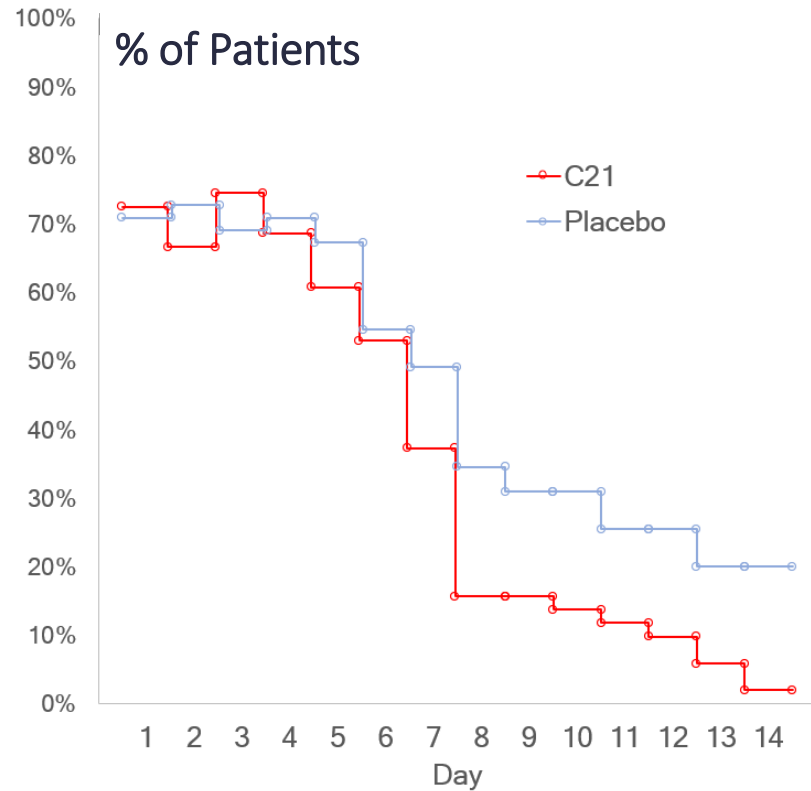
Treatment groups well balanced

- Age and sex
- Oxygen treatment at baseline
- Vast majority received steroid treatment (well balanced between groups)



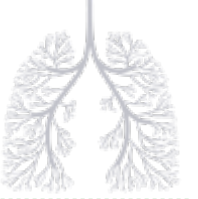


C21 in COVID-19: spared O₂ requirement



	O ₂ supplement'n day 14	Mechanical ventilation	Death
Placebo (n=55)	11	4	3
C21 (n=51)	1	1	1

- O₂ saturation: most important predictor of life or death, above gender, age, smoking, medical history¹
- C21 restores alveolar function in humans with COVID-19 due to highly specific agonism of AT₂ receptors expressed on AEC2 cells



C21 – Summary of phase II ATTRACT trial in COVID-19

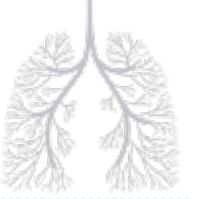
Clinically significant effects

- Reduces risk of oxygen supplementation need:
 - -58% at day 8
 - -90% at day 14
- Reduced CRP in O₂ subgroup (p<0.1)
- Effect on top of glucocorticoid treatment
- Fewer deaths, less mechanical ventilation

Importance of endpoint

Duration of patients on O₂ supplementation

- Predicts DLCO (dyspnea and diffusion capacity of the lung for carbon monoxide)
- Predicts total CT score (reticulation and ground glass appearance) 12 weeks later
- May predict long-term implications of COVID-19 infection*



C21 – ATTRACT-3 trial design phase III COVID-19

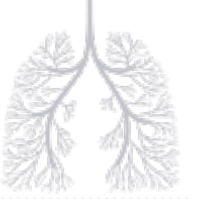
FDA approved IND June 2021

Major Elements of Phase III design

- COVID-19 of moderate severity with a high medical need
- Regulatory-accepted placebo-controlled trial design and endpoints
- Sample size (300 + 300) to allow statistically significant and clinically relevant effect on recovery
- Rapid trial conduct expected; first patient in Q3 2021, data available in H1 2022
- Potential for EUA with compelling data

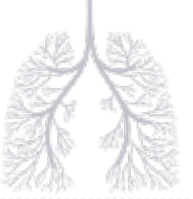
Refinements in Phase III design

- Slightly broader patient segment
- Improved characterization of disease and follow-up of disease progress
- Earlier intervention (within 72h of hospitalization)
- Longer treatment (14 vs 7 days) and follow-up periods (60 vs 14 days)
- Global recruitment (N + S hemisphere)
- Global CRO with extensive COVID-19 experience



COVID-19: a non-core opportunity for Vicore

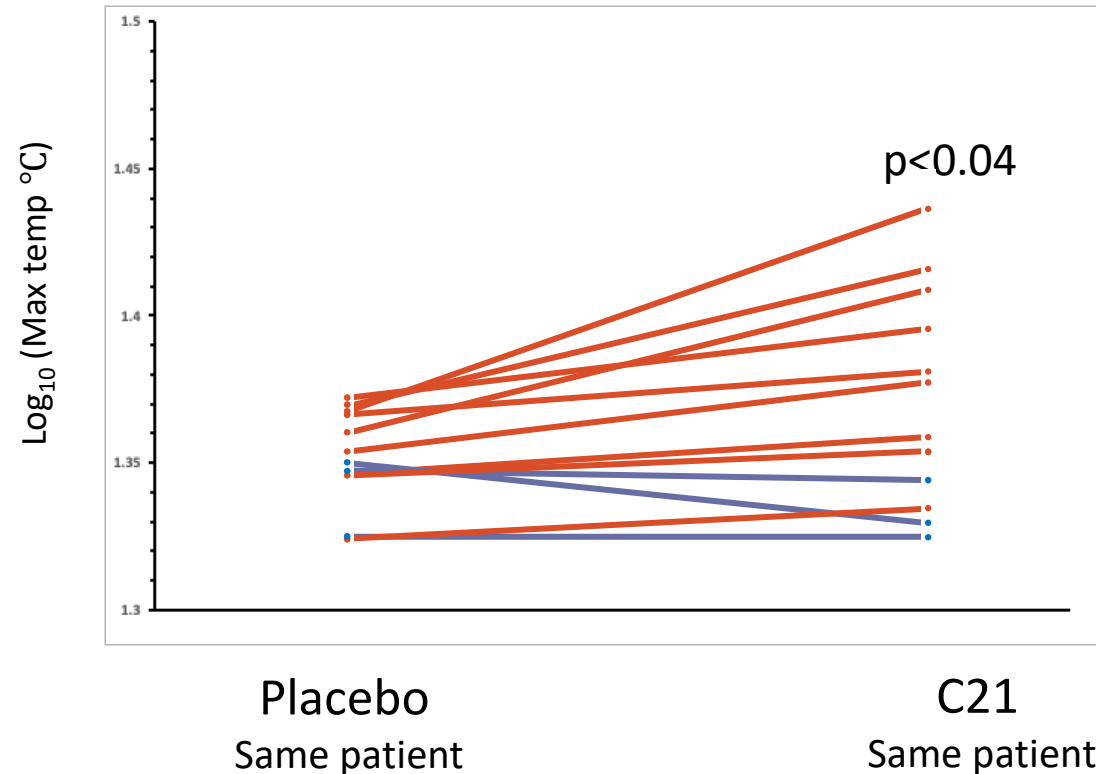
- ➔ • Clear clinical findings
- ➔ • Positioning – early interventional in hospitalized patients
 - Preventing patients requiring O₂ treatment and ventilation
 - Oral administration – potential for home treatment
 - Controlling the impact of the disease
 - Increases confidence that C21's specific AT2R agonism can be used to treat lung conditions
 - Priced as one-off emergency intervention, seasonal sales, expansion potential
 - Provides positioning for follow-on molecules addressing AT2R
- ➔ • Phase II funded by LifeArc charity
 - Phase III fully funded

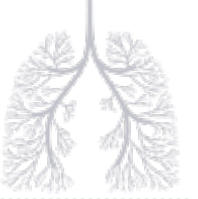


C21 increases vasodilation in fibrotic tissue

- Assessing rewarming aftercooling of hand in systemic sclerosis (SSc) patients with Raynaud's phenomena
- Randomized DB cross-over study
- SSc patients with severe vasculopathy
- In 9 out of 12 SSc patients, temperature after 15 minutes was higher with C21 than placebo

Scatter plot for thermography (secondary endpoint)





C21 follow-up compounds ready by IPF phase II read out – VP03

Rationale

- C21 has orphan drug designation for product protection
- Over 100 preclinical publications show C21 efficacy in various organs (lung, heart, kidney etc)



Properties

- Similar receptor selectivity as C21
- Improved properties
- C21-like activity in human fibrotic tissue



Chemistry

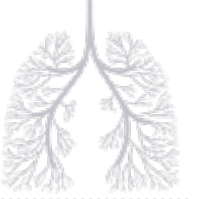
- Vicore expected to cover the space
- Agonist profile defined and assayable
- New proprietary classes developed with NCE patent protection to 2040 and beyond



Status

- Initiating chemistry scale-up
- Preparing for GLP toxicology
- IND/CTA scheduled end of 2021





VP02 - inhaled thalidomide in IPF cough

The IPF patient wants to feel better, stop coughing and live longer – in that order



*Debilitating is the best way to describe IPF cough
...it impacted all aspects of my life.*

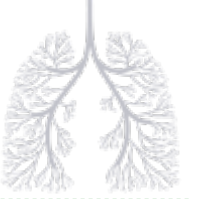
Stephen Jones

IPF patient, chair of EU-IPFF and chair of the charity Action for Pulmonary Fibrosis

IPF cough is debilitating

- Severe dry cough, up to 50 times per hour
- Affects up to 40% of IPF patients
- Correlates with morbidity and mortality
- The single symptom with highest impact on quality of life
- No effective treatment exists (e.g. anti-tussives)





VP02 (inhaled thalidomide) is effective in IPF cough

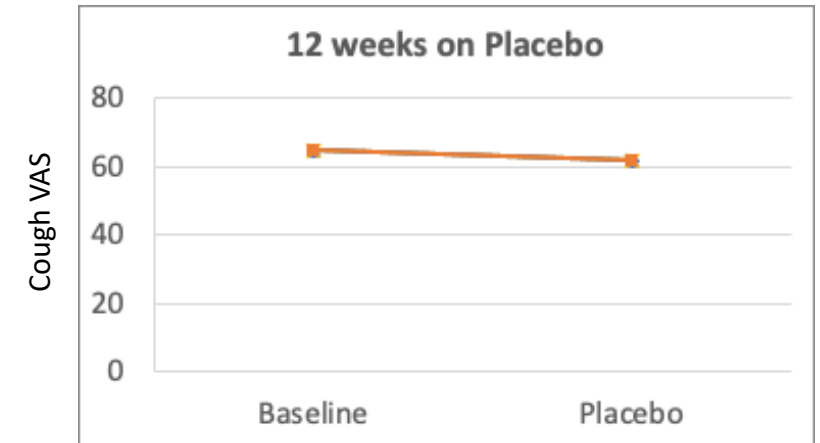
Annals of Internal Medicine®

Thalidomide for the Treatment of Cough in Idiopathic Pulmonary Fibrosis

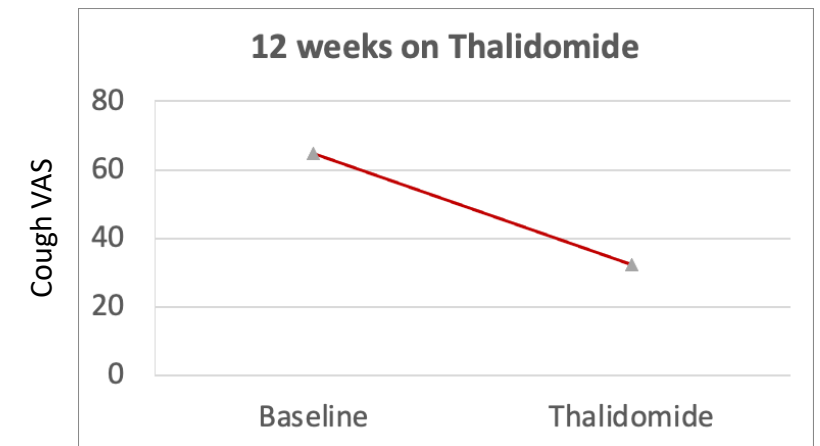
A Randomized Trial

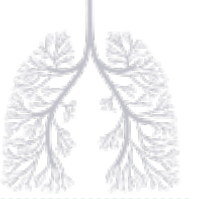
Maureen R. Horton, MD, Victoria Santopietro, Leena Mathew, BS, Karen M. Horton, MD, Albert J. Polito, MD,

- In a double-blind crossover study, thalidomide had a dramatic effect on cough frequency
- Relevant patient group: 78% men, mean age 67.6 years, mean FVC 70.4%
- Unlike other chronic cough, IPF does not respond to placebo treatment
- Thalidomide significantly improved scores on the visual analogue scale of cough (VAS cough - mean difference vs. placebo: **-31.2** [CI, -45.2 to -17.2]; **p < 0.001**)
- Use limited by narrow therapeutic window and well-documented adverse effects of thalidomide



p<0.001

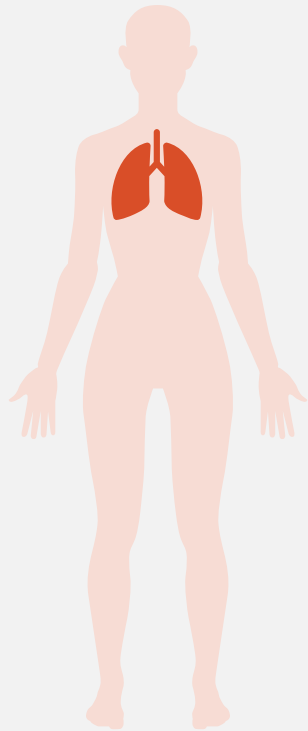




VP02 – inhaled thalidomide is targeted and consistent

- Drug delivered directly to the lungs, reduces risk of adverse effects
- Product patent filed on inhaled thalidomide

Inhaled = targeted

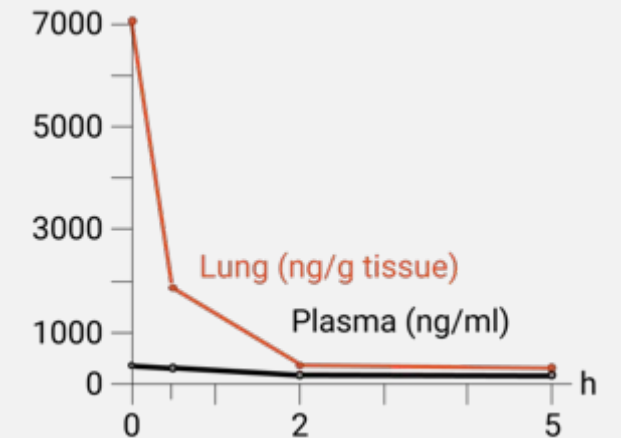


Novel drug formulation

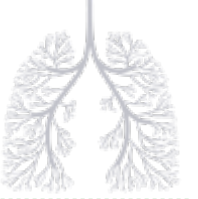


Inhaled thalidomide

Exposure to thalidomide after intra-tracheal administration: lung vs. plasma



NLAB Silica particles give a 10-20 times difference between local and systemic exposure



VP02 – phase I

Phase I thalidomide inhalation

Phase I during 2022



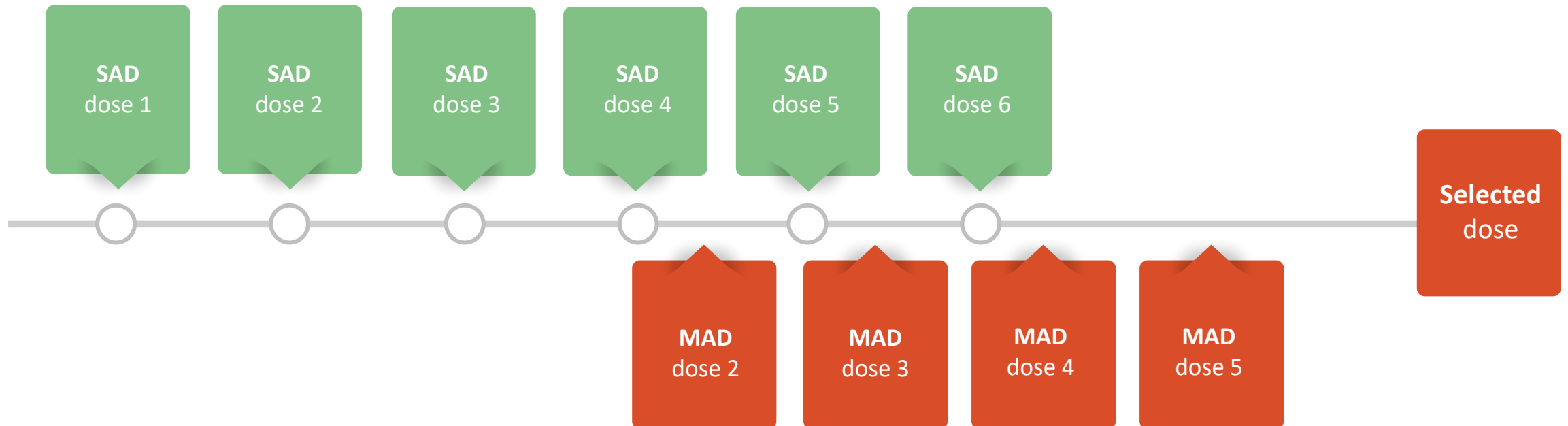
A phase I, single ascending and multiple ascending dose trial

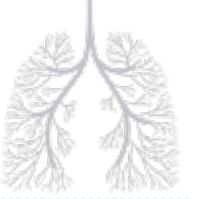


Up to 80 healthy subjects



Select clinical phase II dose based on MAD dose safety and PK





VP04 - why is a digital therapeutic needed for IPF?

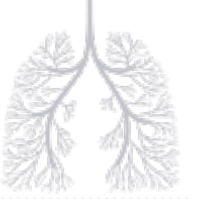
Mental health issues, particularly anxiety and depression, is prominent in IPF patients and their families

- 3-5 years of life expectancy
- Drugs are available but have poor tolerability
- Daily reminder of symptoms and the limitations on your life
- Frequent relapse or decline to the next phase of the disease
- Distancing from friends and family due to having a terminal disease

Vicore will provide an integrated care solution for IPF

- Develop a product that aims to relieve the associated depression - 24/7
- Behaviour change, handling their situation, to avoid mental anguish
- Structure their day, learn about the condition and abilities
- Find balance in activities and recovery

VP04 develops a clinically evaluated and regulatory approved digital therapeutic (DTx*) based on cognitive behavioral therapy (CBT) for patients with IPF.



VP04 – regulated as a medical device

Deal

- Vicore will own all rights to VP04
- Joint development
- Vicore - IPF domain experience and clinical trial expertise
- Alex Therapeutics – Expertise in AI, Psychology and development of DTx

Product features

- Fully autonomous, stand-alone prescription digital therapeutic (DTx)
- Built on evidence-based Cognitive Behavioral Therapy (CBT)
- Provides 24/7 support
- AI engine delivers personalized therapeutic programs
- Development in close collaboration with patients, physicians, healthcare system

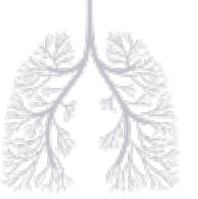
Development

Design and Development

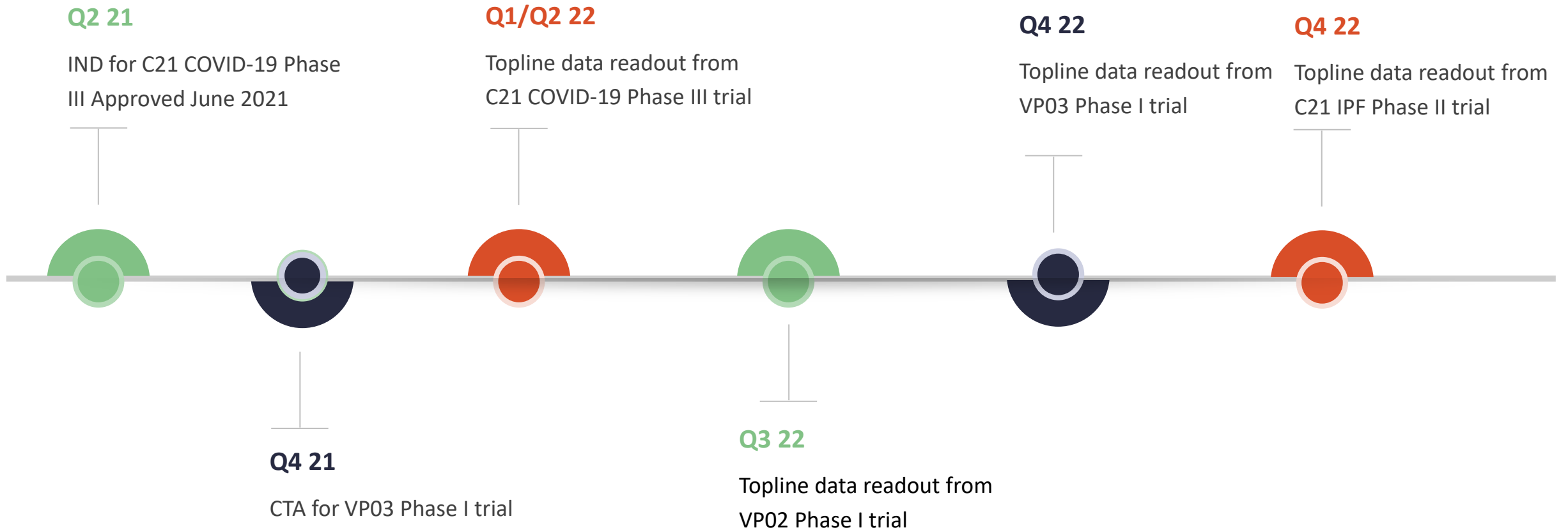
- Explore needs, build relations with patients,
- Develop features and interface according to relevant standards
- Clinical trial start during 2022
- Medical Device Regulation (CE certified, EU) and FDA (US) compliant

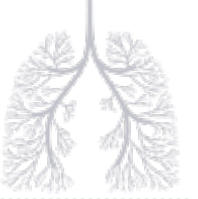
Prescription status and launch

- Priced as medical product
- Obtain reimbursement (initial pricing)
- Gather real world data on efficacy
- Final price negotiation after one year



Upcoming milestones





Investor highlights



IPF

- C21 - A first-in-class orally administered angiotensin II type 2 receptor (AT2R) agonist
- IPF: Phase II FPI Q4 2020; Topline data Q4 2022; EU and US Orphan Drug Designation
- VP04 - prescription digital therapeutic for mental health in IPF; Clinical trial planned for 2022



IPF Cough

- VP02 - Inhaled Thalidomide in IPF Cough; Phase I during 2022



COVID-19

- C21 - Phase III COVID-19 program; IND approved by FDA June 2021; Topline data H1 2022
- Phase II (randomized, double-blind, placebo-controlled) complete – strong clinical efficacy signals
- First clinical validation of AT2R/C21



New AT2R agonists

- Unique chemistry coverage
- Potential ownership of broad respiratory space and beyond (e.g. cardio-renal)
- Phase I CTA year-end 2021



Strong cash position

- Runway to progress focused pipeline of clinical and preclinical assets up until 2H 2023
- Market Cap \$170 M; Cash = \$70 M
- Shareholders include HBM Healthcare, HealthCap, Invus